



GUJCOT TRADE ASSOCIATION

WEEKLY REPORT 18-JUL-2020

Market Movement from 13th Jul 2020 to 18th Jul 2020

- NY December gave up 237 points W/W. US-China tension on various stage put pressure on the market.
- After touching almost 65 cents during the last week market showed correction in the current week with profit booking and some rate fixing by farmers for new crop. Weather of Texas is not good for the crop. USDA predicted lower production for the next year.
- U.S. Export Sales was poor but shipments was good.
- Overall, at higher rate US lost demand.
- Indian physical market showed steady tone despite volatility in NY Futures, Indian market remained stable. CCI has slowed down procurement and limited arrival sold out daily.
- Still India is the cheapest in the world with negative basis. So, export will continue.
- All India cotton sowing till 16th of Jul was 113.005 lakh hectares against 96.354 lakh hectares last year on the same time.
- Gujarat Cotton sowing reached to 20,33,500 hectares.
- All India daily arrivals was nearly 40,000 bales.
- Daily arrivals in Gujarat was nearly 15,000 bales.
- Gujcot spot rate remained between 32,950 to 33,150.
- Indian rupee remained stable between 75.01 to 75.41 against USD compared to last week.



GUJCOT TRADE ASSOCIATION

WEEKLY REPORT 18-JUL-2020

Gujarat District wise Cotton Sowing

Gujarat Districtwise Cotton Sowing Till 13-July-2020			
Kutch	531	Saurashtra	14,442
Kutch	531	Surendranagar	2,630
		Rajkot	1,975
North Gujarat	1,757	Jamnagar	782
Banarsakantha	403	Porbandar	42
Patan	265	Junagadh	342
Mehsana	352	Amreli	3,313
Sabarkantha	405	Bhavnagar	2,242
Gandhinagar	176	Morbi	1,526
Aravali	156	Botad	1,418
		Gir Somnath	124
Middle Gujarat	2,407	Devbhumi Dwarka	48
Ahmedabad	610		
Anand	20	South Gujarat	1,198
Kheda	154	Surat	30
Panchmahal	105	Narmada	334
Dahod	2	Bharuch	769
Vadodara	676	Dang	0
Mahisagar	40	Navsari	0
Chota Udaipur	800	Valsad	0
		Tapi	65
TOTAL			20,335
TOTAL (Last Year)			21,428
All Figures in '00 Hectares			
Source :- Agriculture, Farmers Welfare and Co-operation Department Government of Gujarat			



GUJCOT TRADE ASSOCIATION

WEEKLY REPORT 18-JUL-2020

All India Cotton Sowing

All India Cotton Sowing				
As on 16-07-2020				
STATE	(Area in Lakh Hectare)			
	2020-2021	2019-2020	Change	
Punjab	5.010	4.020	0.990	24.63%
Haryana	7.370	6.760	0.610	9.02%
Rajasthan	6.581	6.360	0.221	3.47%
North India	18.961	17.140	1.821	10.62%
Gujarat	20.334	21.428	-1.094	-5.11%
Maharashtra	39.832	33.219	6.613	19.91%
Madhya Pradesh	6.010	5.730	0.280	4.89%
Central India	66.176	60.377	5.799	9.60%
Telangana	20.401	13.532	6.869	50.76%
Andra Pradesh	2.735	1.550	1.185	76.45%
Karnataka	3.225	2.170	1.055	48.62%
Tamil Nadu	0.050	0.034	0.016	47.06%
South Zone	26.411	17.286	9.125	52.79%
Orissa	1.241	1.280	-0.039	-3.05%
Others	0.216	0.271	-0.055	-20.30%
All India	113.005	96.354	16.651	17.28%
Source :- Department of Agriculture Cooperation & Farmer Welfare - Government of India				



GUJCOT TRADE ASSOCIATION

WEEKLY REPORT

18-JUL-2020

Global

US Weekly Export Sales

- Net UPLAND sales reductions of 17,500 RB for 2019/2020 were down noticeably from the previous week and from the prior 4-week average. Increases primarily for Vietnam (26,500 RB, including 4,600 RB switched from China, 2,200 RB switched from South Korea, and 1,000 RB switched from Hong Kong), Pakistan (6,400 RB), and Indonesia (2,100 RB, including 1,700 RB switched from Taiwan and 200 RB switched from Japan), were more than offset by reductions primarily for China (38,600 RB), El Salvador (4,000 RB), Peru (3,600 RB), Thailand (2,900 RB), and Bangladesh (1,300 RB).
- For 2020/2021, net UPLAND sales of 29,100 RB primarily for China (8,800 RB), South Korea (6,600 RB), Bangladesh (4,400 RB), El Salvador (4,000 RB), and Indonesia (3,700 RB), were offset by reductions for Pakistan (500 RB).
- UPLAND Exports of 311,700 RB were down 5 percent from the previous week and 2 percent from the prior 4-week average. Exports were primarily to Vietnam (94,500 RB), China (91,700 RB), Turkey (36,700 RB), Pakistan (32,900 RB), and Bangladesh (12,700 RB).
- Net sales of PIMA totaling 5,800 RB were up noticeably from the previous week and up 39 percent from the prior 4-week average. Increases were primarily for China (1,800 RB), Egypt (1,300 RB), Pakistan (1,100 RB), India (600 RB), and Turkey (400 RB).
- PIMA Exports of 800 RB--a marketing-year low--were down 89 percent from the previous week and 88 percent from the prior 4-week average. The destinations were to Pakistan (400 RB), Honduras (300 RB), and Indonesia (100 RB).

US Export Sales	09-Jul-2020
Marketing Year 2019-20	
Upland Gross Sales	38,900
Cancellation	56,400
Net Upland Sales	-17,500
PIMA Gross Sales	5,800
Cancellation	0
Net PIMA Sales	5,800
Total Gross Sales	44,700
Total Cancellation	56,400
Total Net Sales	-11,700
Shipments	
UPLAND	3,11,700
PIMA	800
Total Shipment	3,12,500
Marketing Year 2020-21	
Net Upland Sales	29,100
Net PIMA Sales	0
Total Net Sales	29,100
All Figures in US Running Bale	



GUJCOT TRADE ASSOCIATION

WEEKLY REPORT 18-JUL-2020

Gujarat Spot Rate Weekly Changes

Variety	Staple Length	Mic.	11-07-2020	18-07-2020	Change	Change (in Per.)
					W/W	W/W
Shankar 6	29 mm	3.8	33,100	33,100	0	0.00%
Shankar 6	28.5 mm	3.7	32,400	32,500	100	0.31%
V-797	13 % Trash		20,700	20,400	-300	-1.47%
MCX Spot Rate			15,910	15,810	-100	-0.63%
USD-INR Exchange			75.20	75.01	-0.19	-0.25%

Average Rate of Last week

Variety	Staple Length	Mic.	Price Range		Average Of 6 Days
			Low	High	
Shankar 6	29	3.8	32,950	33,150	33,058
Shankar 6	28.5	3.7	32,300	32,500	32,400
Shankar 6	28	3.6	No Quote	No Quote	No Quote
Shankar 6	27	3.2	No Quote	No Quote	No Quote
Shankar 6	26	3.0	No Quote	No Quote	No Quote
V-797	13% Trash		20,400	20,550	20,483
MCX Spot Rate			15,810	15,870	15,843
USD Exchange Rate			75.01	75.41	75.16

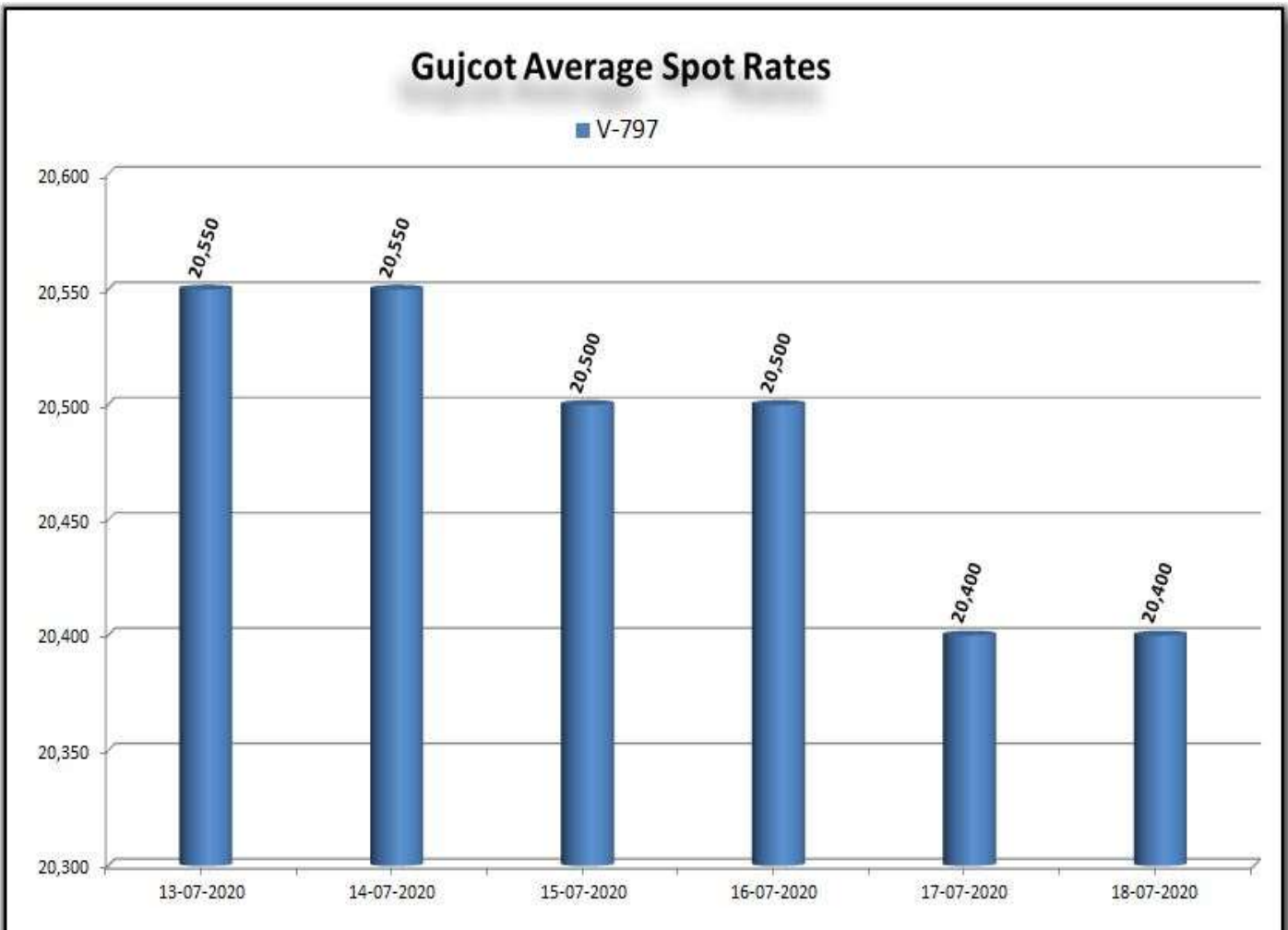
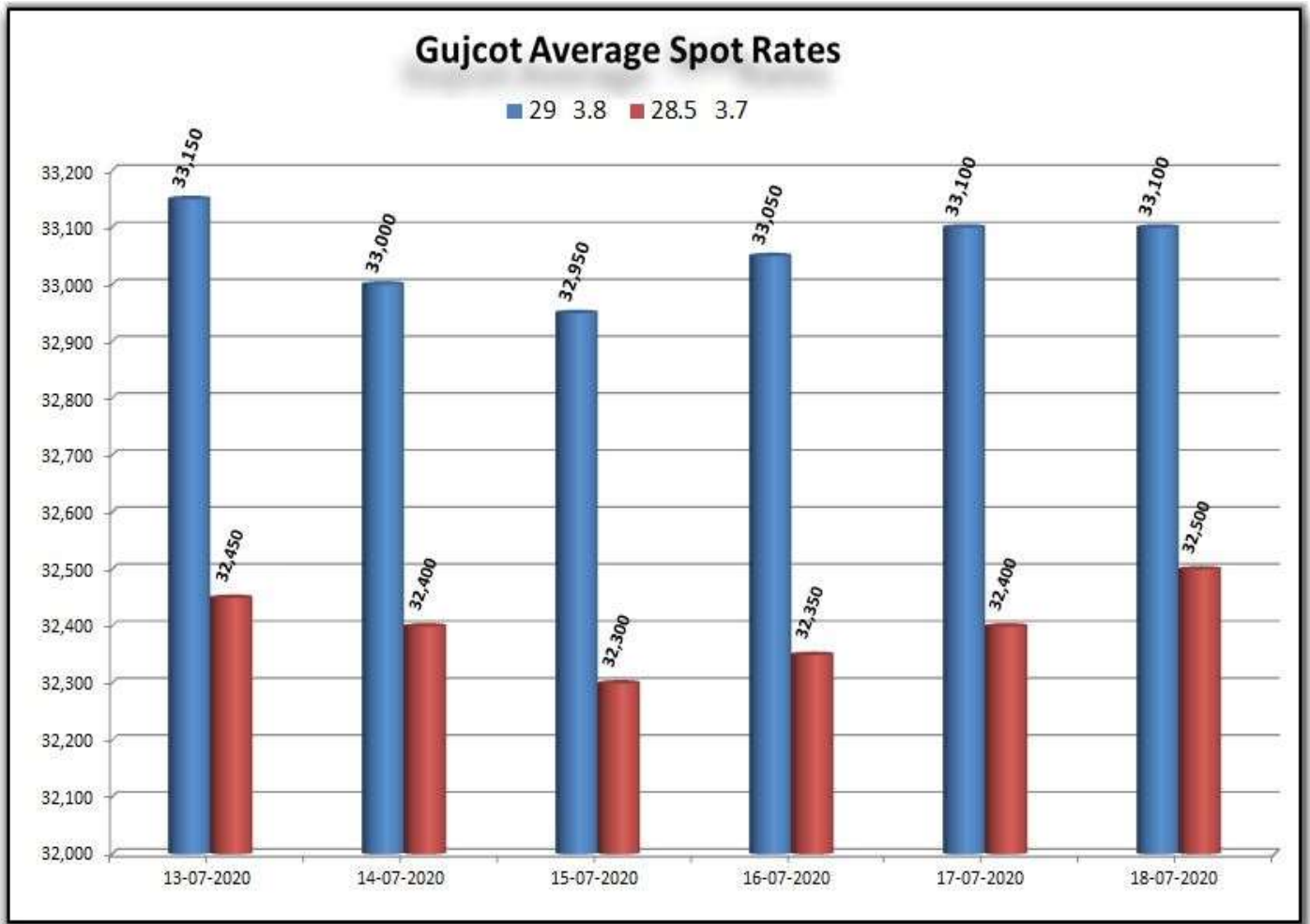
Rate of Last Week

Date	29 3.8	28.5 3.7	V-797	MCX Spot Rate	USD-INR Exchange
13-07-2020	33,150	32,450	20,550	15,860	75.19
14-07-2020	33,000	32,400	20,550	15,840	75.41
15-07-2020	32,950	32,300	20,500	15,870	75.14
16-07-2020	33,050	32,350	20,500	15,870	75.18
17-07-2020	33,100	32,400	20,400	15,810	75.01
18-07-2020	33,100	32,500	20,400	15,810	75.01



GUJCOT TRADE ASSOCIATION

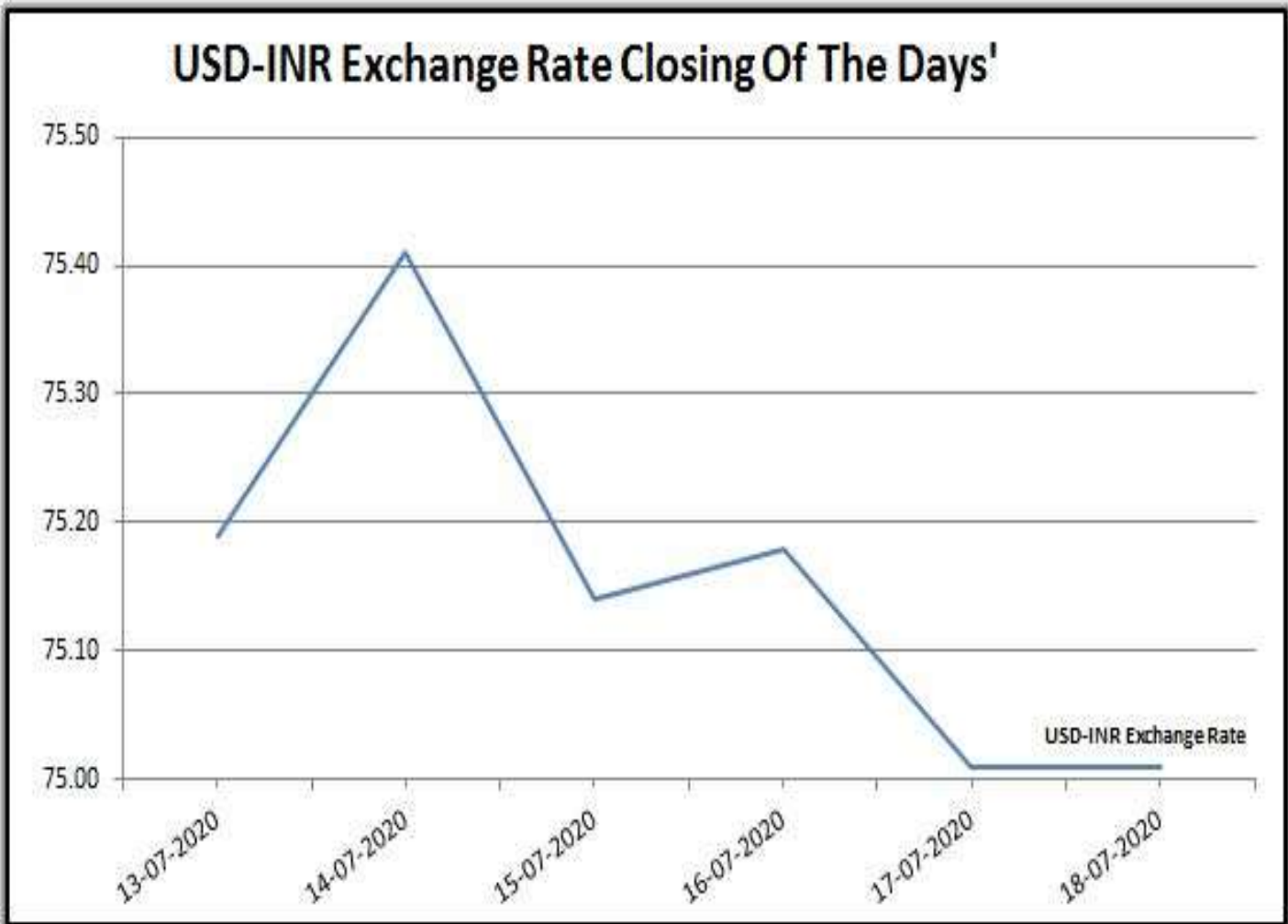
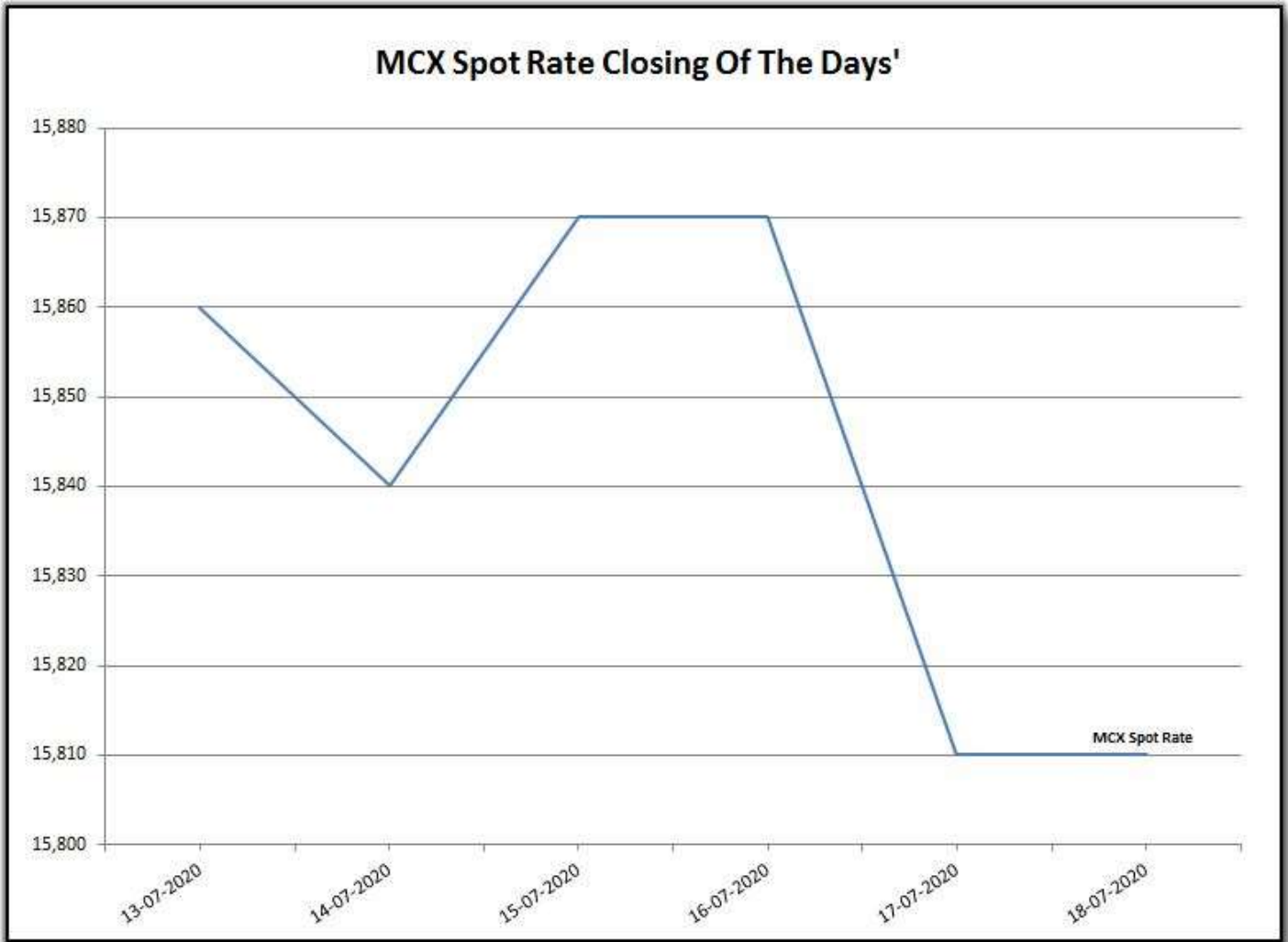
WEEKLY REPORT 18-JUL-2020





GUJCOT TRADE ASSOCIATION

WEEKLY REPORT 18-JUL-2020

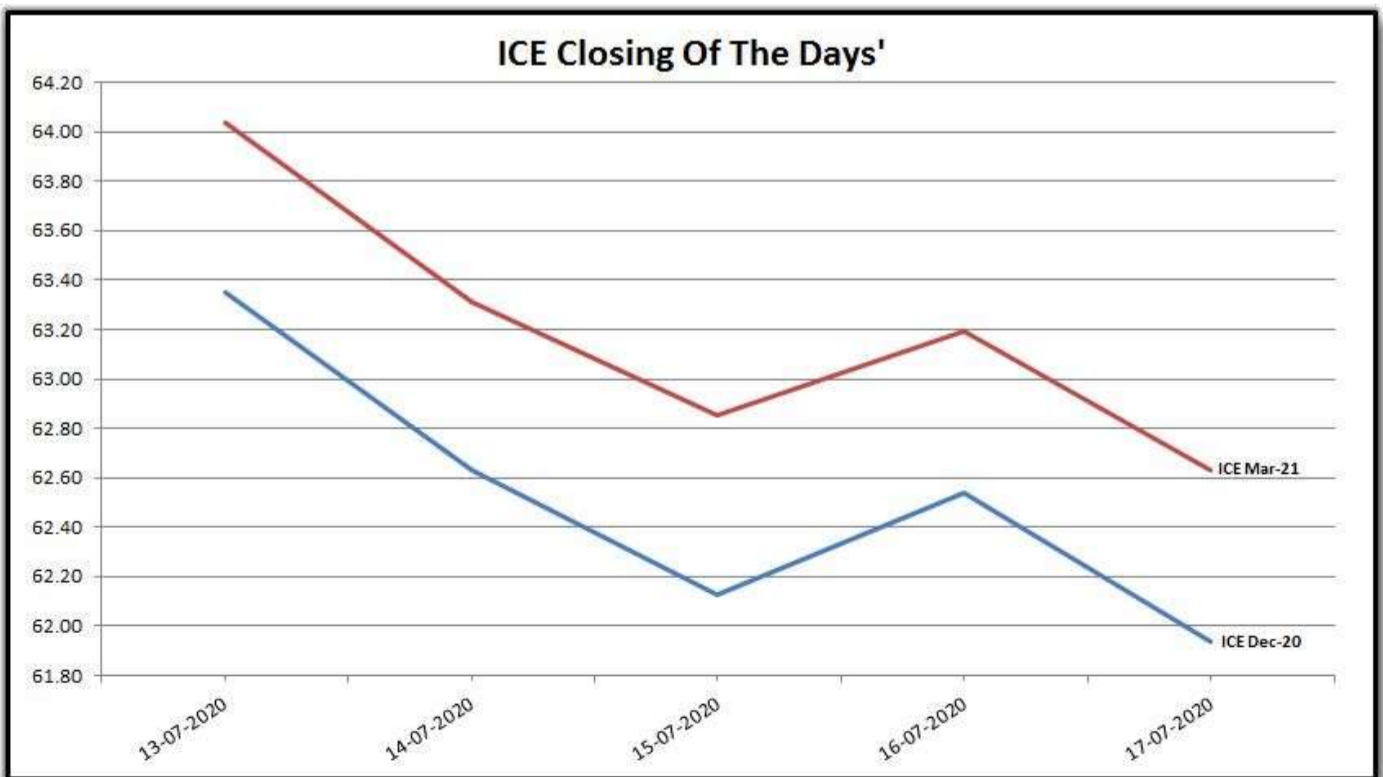
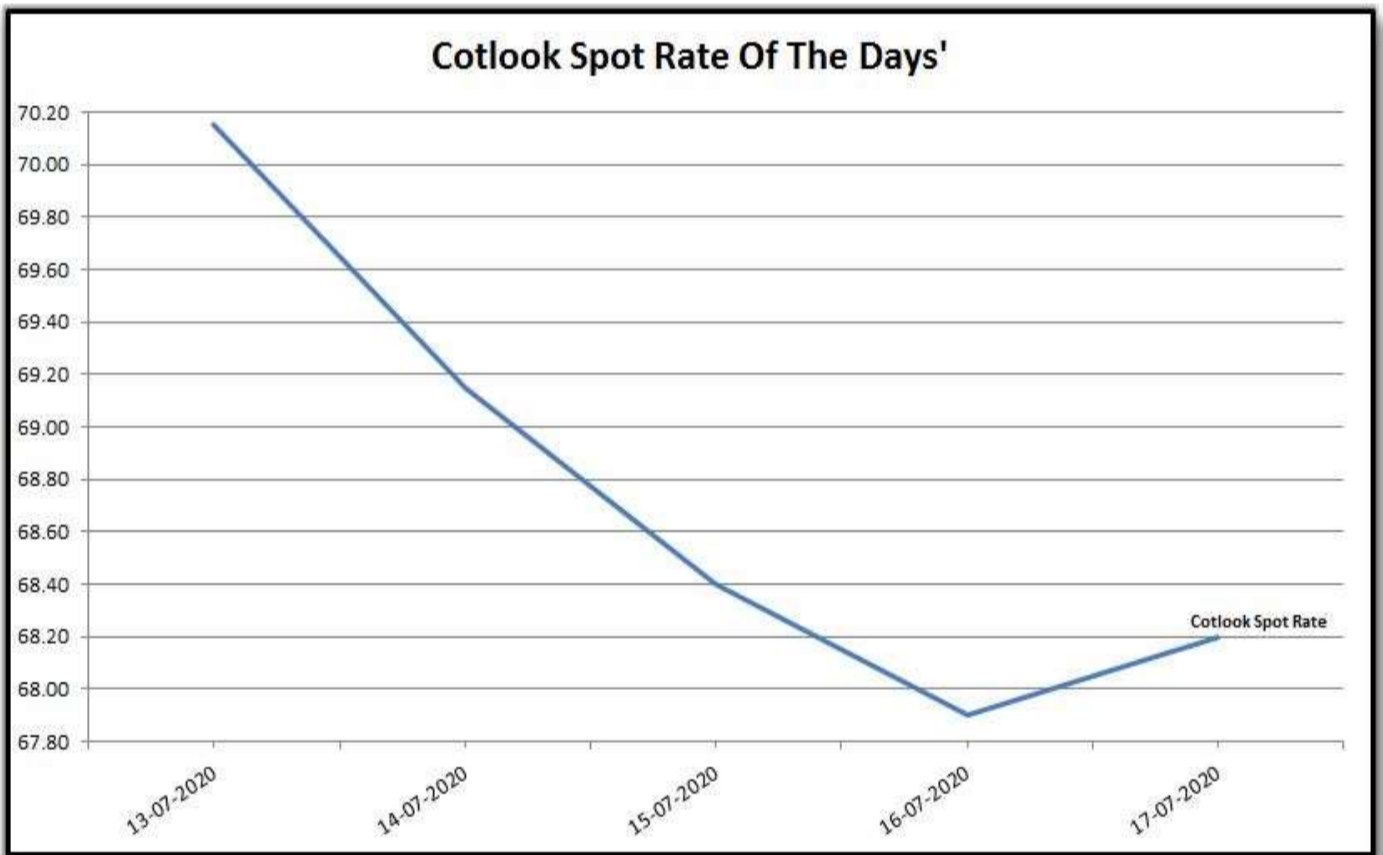




GUJCOT TRADE ASSOCIATION

WEEKLY REPORT 18-JUL-2020

Foreign Indices			
Date	Cotlook	ICE	
	Spot Rate	Dec-20	Mar-21
13-07-2020	70.15	63.35	64.04
14-07-2020	69.15	62.63	63.31
15-07-2020	68.40	62.13	62.85
16-07-2020	67.90	62.54	63.19
17-07-2020	68.20	61.94	62.63





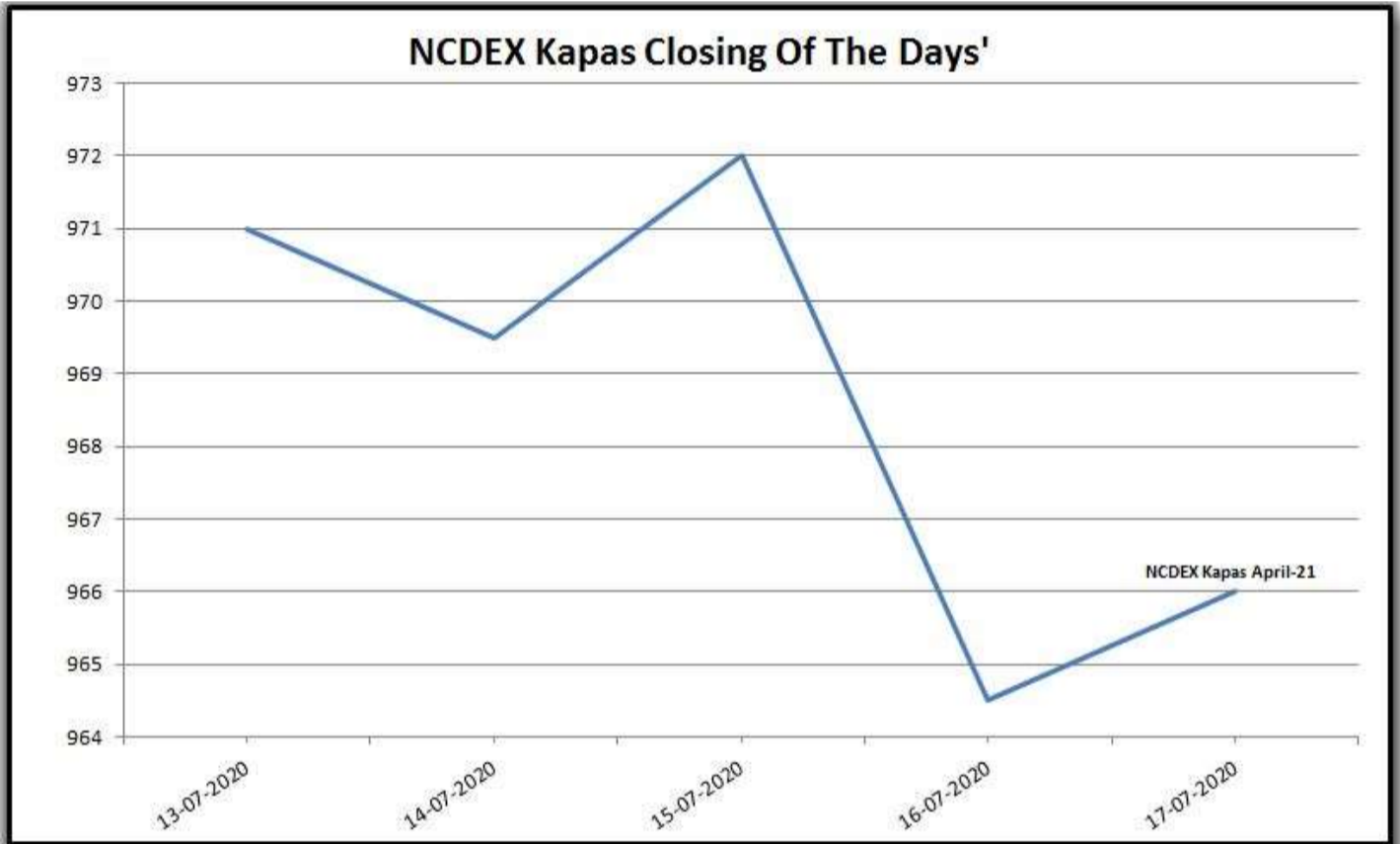
GUJCOT TRADE ASSOCIATION

WEEKLY REPORT 18-JUL-2020

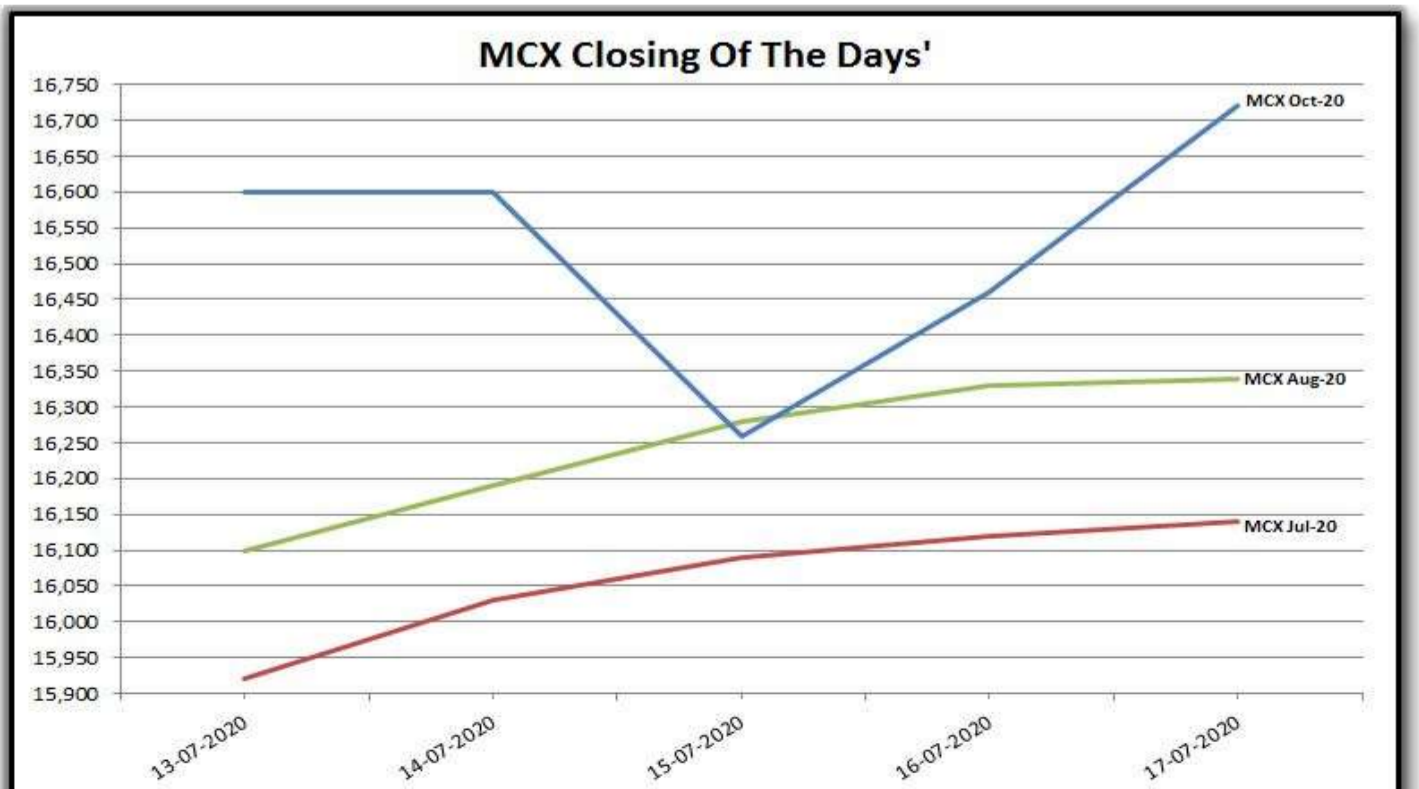
Indian Indices

Date	NCDEX Kapas	MCX		
	30-Apr-2021	Jul-20	Aug-20	Oct-20
13-07-2020	971.00	15,920	16,100	16,600
14-07-2020	969.50	16,030	16,190	16,600
15-07-2020	972.00	16,090	16,280	16,260
16-07-2020	964.50	16,120	16,330	16,460
17-07-2020	966.00	16,140	16,340	16,720

NCDEX Kapas Closing Of The Days'



MCX Closing Of The Days'



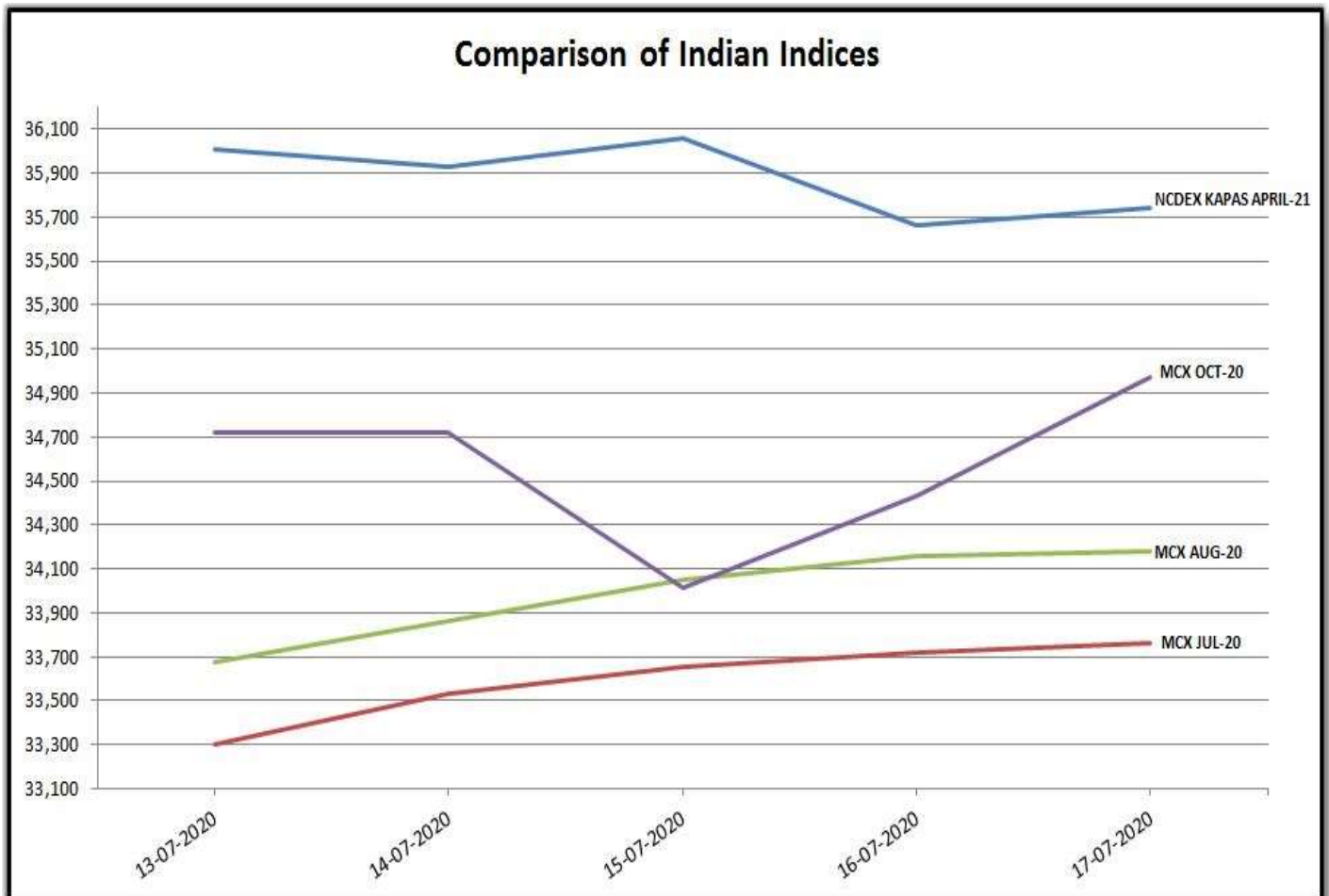


GUJCOT TRADE ASSOCIATION

WEEKLY REPORT 18-JUL-2020

Indian Indices in Candy Rate				
Date	NCDEX Kapas	MCX		
	April	Jul-20	Aug-20	Oct-20
13-07-2020	36,005	33,300	33,676	34,722
14-07-2020	35,926	33,530	33,865	34,722
15-07-2020	36,057	33,655	34,053	34,011
16-07-2020	35,665	33,718	34,157	34,429
17-07-2020	35,743	33,760	34,178	34,973

Remark :- For NCDEX Kapas we have taken seed rate 500/20 Kg to convert in Candy.

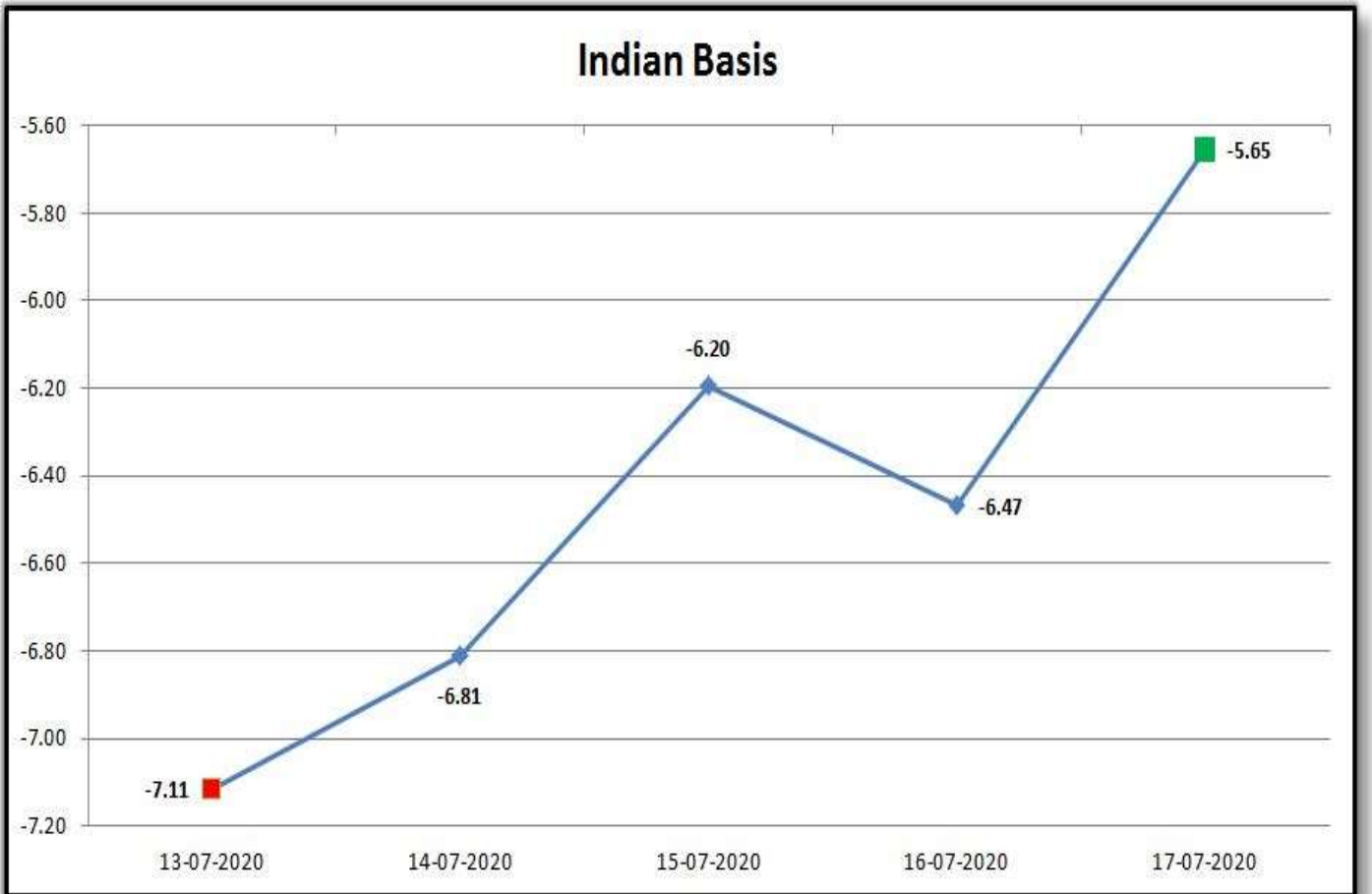




GUJCOT TRADE ASSOCIATION

WEEKLY REPORT 18-JUL-2020

Indian Basis					
DATE	29 MM	USD-INR	CENTS/LB	ICE DEC	BASIS
13-07-2020	33,150	75.19	56.24	63.35	-7.11
14-07-2020	33,000	75.41	55.82	62.63	-6.81
15-07-2020	32,950	75.14	55.93	62.13	-6.20
16-07-2020	33,050	75.18	56.07	62.54	-6.47
17-07-2020	33,100	75.01	56.29	61.94	-5.65





GUJCOT TRADE ASSOCIATION

WEEKLY REPORT

18-JUL-2020

IN THE WEEK AHEAD

- Friday at 2:30 p.m. Central – Commitments of Traders
- Monday at 3:00 p.m. Central – Crop Progress Report
- Thursday at 7:30 a.m. Central – Export Sales Report
- Thursday at 2:30 p.m. Central – Cotton-On-Call

One stop solution for all cotton related reports and information.

Visit <https://www.gujcot.com>. It's updated every day in real time.

You can view

- Gujarat Daily Spot Rate at 5:30 pm and Historical Data
- Gujarat Latest Pressing Report and Historical Data
- Daily Weather Report
- Cotton Advisory Board Balance sheet and Area, Production, Yield reports from cotton season 1991-1992 to 2017-2018 estimate available from Menu->Reports
- All Historical Gujcot Weekly Reports Menu->Reports
- All India Cotton Sowing data
- Gujarat Cotton Sowing District wise Report
- US Export Sales Report
- US Crop Progress Report
- China Cotton Auction Update
- International Cotton Indices and Spot Rates.
- USDA WASDE Report
- ICE Cotton On Call Report
- And All other National & International reports and upcoming events

Report Sponsors:

Click on Sponsor's Logo to visit Sponsor's Website



Kamal Cotton Traders (P) Ltd.



Basil Commodities Pvt. Ltd.

Report prepared by

Kalpesh Patel

Manager

Gujcot Trade Association